

## Part 2: Roommate Group

Roommate groups are not required but a valuable option that is offered to our students. In order to successfully complete a roommate group, all potential members of the group must have completed and submitted Part 1: First-Year Application – 2020. Roommate groups are limited to two people.

- Click on *Part 2: Roommate Group*.

### Applications

---

The application for this term has two parts:

The first part is the application itself. It is required and must be submitted by the deadline listed. While the second part, setting up your Roommate Group, is optional.

**Part 1: First-Year Application - 2020**  
(\*Required)  
**Due Date:** Tuesday, June 23rd 2020 at 11:00pm

**Part 2: Roommate Group**  
(Optional)  
Create your Roommate Group

## Search Resident Profiles

There are two ways that you can create a roommate group. The first is to *Search resident profiles*.

**Search resident profiles**  
Find ideal roommates to invite into your group  
No search filters set

**Find someone you know**  
Enter the Roommate Code of a person you know

Profiles that are available for you to view will be listed below. These are students who have completed Part 1: First-Year Application – 2020.

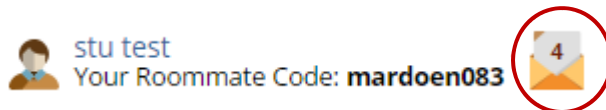
- Click on View Full Profile to view the characteristics that the student submitted.

[View Full Profile](#)

If the information matches what you are looking for in a potential roommate, you can send a message to the student to learn more about them and/or you can send an invite to request a roommate group with that student.

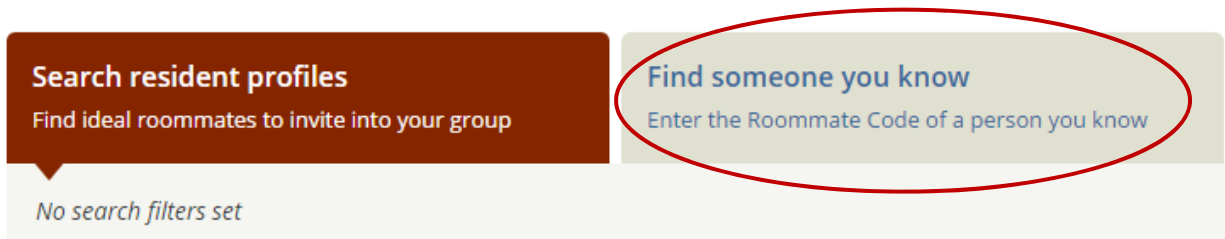


When an Invite is sent, the student will receive a message with the request. This is all done through the DePauw Residence portal. Please be sure to watch your message center for these messages and requests. Your message center can be found at the top right of your screen.



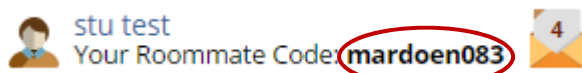
## Find Someone you Know

The second (and most common) way to create a roommate group is to search for someone you know.



- Click on *Find someone you know*.

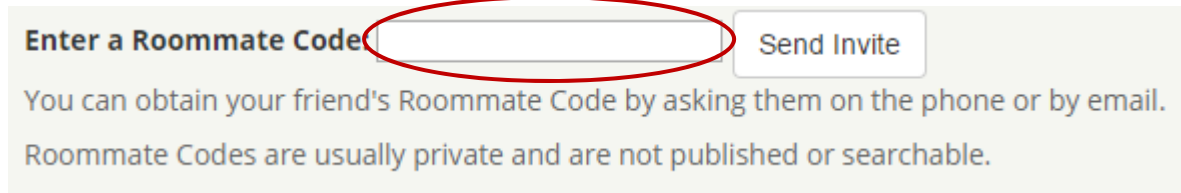
Here you will be able to find a specific person based on their *Roommate Code*. This can be found at the top right of your screen.



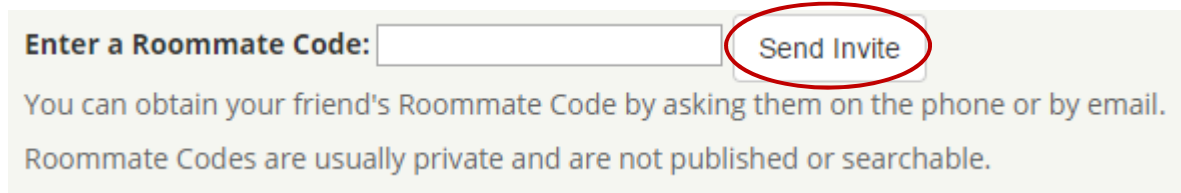
Your *Roommate Code* is unique to your account and is only known to those you share it with.

You will need to share this information with those you are wishing to create a roommate group with.

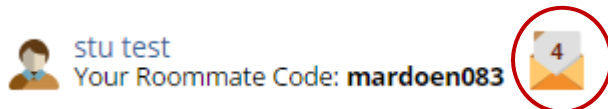
- Click in the open field box to the right of *Enter a Roommate* Code and enter your potential roommate's Roommate Code.



- Click *Send Invite*.



When an Invite is sent, the student will receive a message with the request. This is all done through the DePauw Residence portal. Please be sure to watch your message center for these messages and requests. Your message center can be found at the top right of your screen.



If you are having difficulty with creating a roommate group, please first check that your potential roommate has completed and submitted the First-Year Application – 2020. If your potential roommate has completed and submitted the application, contact Housing and Residence Life at [housing@depauw.edu](mailto:housing@depauw.edu).

### *COVID - 19 and Roommate Groups*

COVID-19 related questions that may influence roommate and housing assignments have been added to the Housing Application. Additionally, there will be a roommate agreement form and discussion guide related to COVID-19 (sharing items, cleaning, safety measures, etc.). Roommates will be expected to take appropriate health precautions for their own safety and the safety of their roommate.