





Please visit the Nature Park website
for more detailed information:
depauw.edu/about/campus/naturepark/

email: naturepark@depauw.edu
phone: 765-658-1078

In case of emergency:
Call 911
or
DePauw Police Department
756-658-5555



MISSION STATEMENT

The University is committed to the ecological restoration and stewardship of DePauw University Nature Park to serve the purposes of education, research, reflection and recreation for members of the University and neighboring communities.

WELCOME

The main entrance to the DePauw Nature Park is located on West Walnut Street, one mile west of downtown Greencastle, IN. The entrance to the Prindle Institute is located on West County Road 200 South. The park consists of 520 acres of forest, fields and an abandoned limestone quarry with more than 10 miles of trails.

HOURS

The DePauw Nature Park is open every day, sunrise to sunset, and therefore hours vary by season.

HISTORY


The DePauw Nature Park was the site of an active limestone quarry from 1917 to 1977. Hanson Aggregates donated most of the land to DePauw for the park in 2003. DePauw purchased additional acreage to complete the park. The park opened to the public in 2004. The limestone rock in the quarry began forming 350 million years ago from the remains of animals living on the bottom of an inland sea that covered this region.

OPPORTUNITIES AND EVENTS

- Information on the identification of trees, birds and wildflowers are available on the Nature Park website <https://www.depauw.edu/about/campus/naturepark/>
- Trails are used by cross-country teams, track teams and 5K events.
- Yoga classes and meditation sessions are held at the Bartlett Reflection Center.
- Meetings, symposia and reading groups are held at the Prindle Institute for Ethics.
- Classes, research and workshops are conducted at the Manning Environmental Field Station.

DEPAUW NATURE PARK RULES

Please observe these rules during your visit to the Nature Park:

- Stay on gravel trails at all times
- Stay behind fencing on overlooks
- Keep pets on leash at all times
- Do not collect plants, animals, fungi, fossils or other items
- No alcoholic beverages
- No ATVs or motorcycles
- No rock climbing
- No swimming or fishing in the Quarry Pond
- No horseback riding
- No fires
- No hunting or firearms
- No bicycles allowed on trails marked with a  sign
- Children younger than 13 must be accompanied by an adult

PICNIC AREAS AND RESTROOMS

Picnic/resting locations can be found at the Welcome Center, Amphitheater and near the Quarry Pond. The Welcome Center has a sheltered picnic area and public restrooms.



Nature Park Trail Guide

TRAIL LENGTHS

Connector Trails, C1-C2
1.1 miles

Creekside Trails, K1-K2
1.7 miles

Prindle Trail, P1
1.3 miles

Prindle Trail, P2
0.4 mile

Quarry Trail, Q1-Q2
1.2 miles

Rail Trail, L1
1.0 mile

Rim Trails, R1-R6
1.9 miles

Woodland Trail, W1
0.4 mile

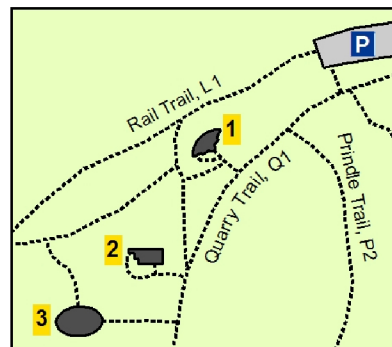
Woodland Trails, W2-W3
0.5 mile

Woodland Trails, W4-W6
0.7 mile

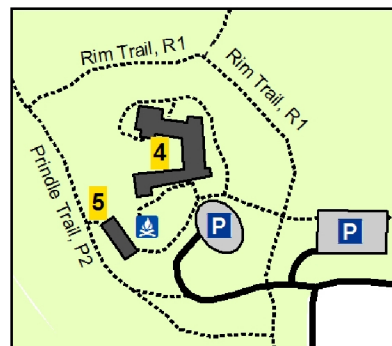
Total 10.1 miles

DePauw Nature Park Trail Guide

Activities Area Enlargement

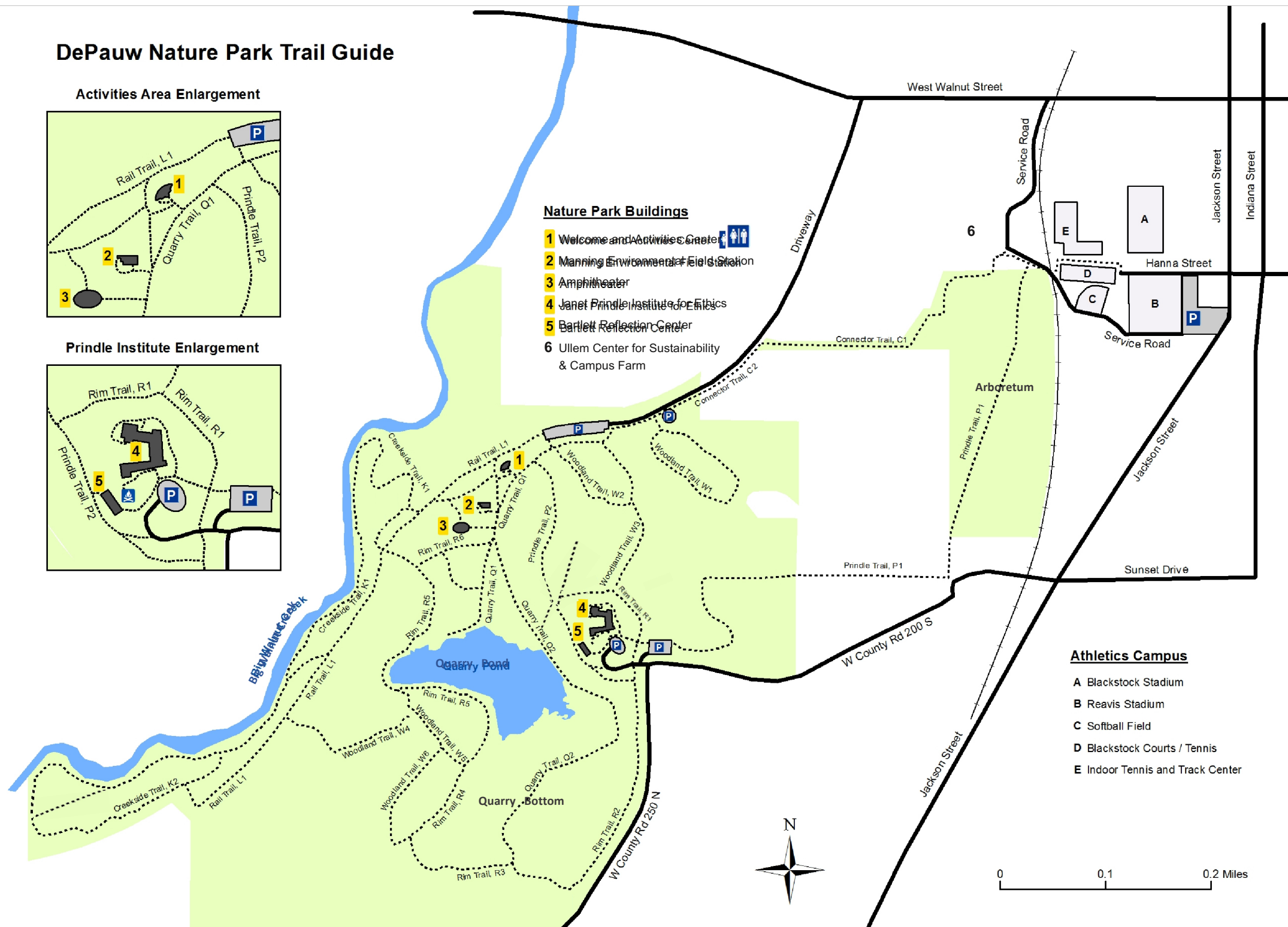


Prindle Institute Enlargement



Nature Park Buildings

- 1 Welcome and Activities Center
- 2 Manning Environmental Field Station
- 3 Amphitheater
- 4 Janet Prindle Institute for Ethics
- 5 Bartlett Reflection Center
- 6 Ullem Center for Sustainability & Campus Farm



Athletics Campus

- A Blackstock Stadium
- B Reavis Stadium
- C Softball Field
- D Blackstock Courts / Tennis
- E Indoor Tennis and Track Center